


# HOW TO MAKE A BUNNYCOPTOR!


**1**

Decorate your Bunnycoptor to make it stand out, then cut through all the thick black lines but NOT the dashed lines!



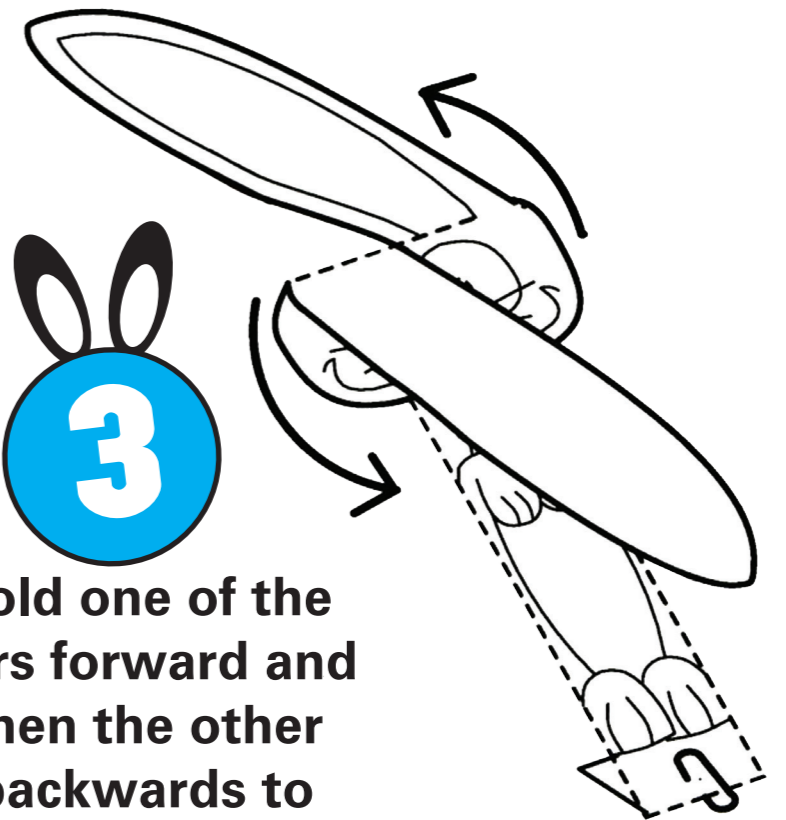
**2**

Fold both sides of your Bunnycoptor around the back along the dashed line, then also fold the little bottom flap behind, securing it with a paper clip.



**3**

Fold one of the ears forward and then the other backwards to create the propellor blades.



**Finally, throw your Bunnycoptor upwards like a dart and see what happens!**

What could you do to change the speed? The slower the better!